








that only a qualified technician can help you resolve.

Bosch Laundry Error Codes and Meanings

Washer Error Codes:

- E16 or F16: Door is open. Find more about it [here](#). 
- E18 or F18: Pump time has exceeded its limits. Find more about it [here](#). 
- E19 or F19: Heating time has been exceeded. Find more about it [here](#). 
- E20 or F20: Unexpected heating in your washing machine. Find more about it [here](#). 
- E23 or F23: Aquastop Hose has been activated. Find more about it [here](#). 
- E28 or F28: Flow sensor issue. Find more about it [here](#). 
- E56: Unexpected communication error in your washing machine. Find more about it [here](#). 

Site Feedback

Owner Support 

Experience Bosch 

Refrigerators 

Dishwashers 

Cooktops 

Ovens 

Chat 